
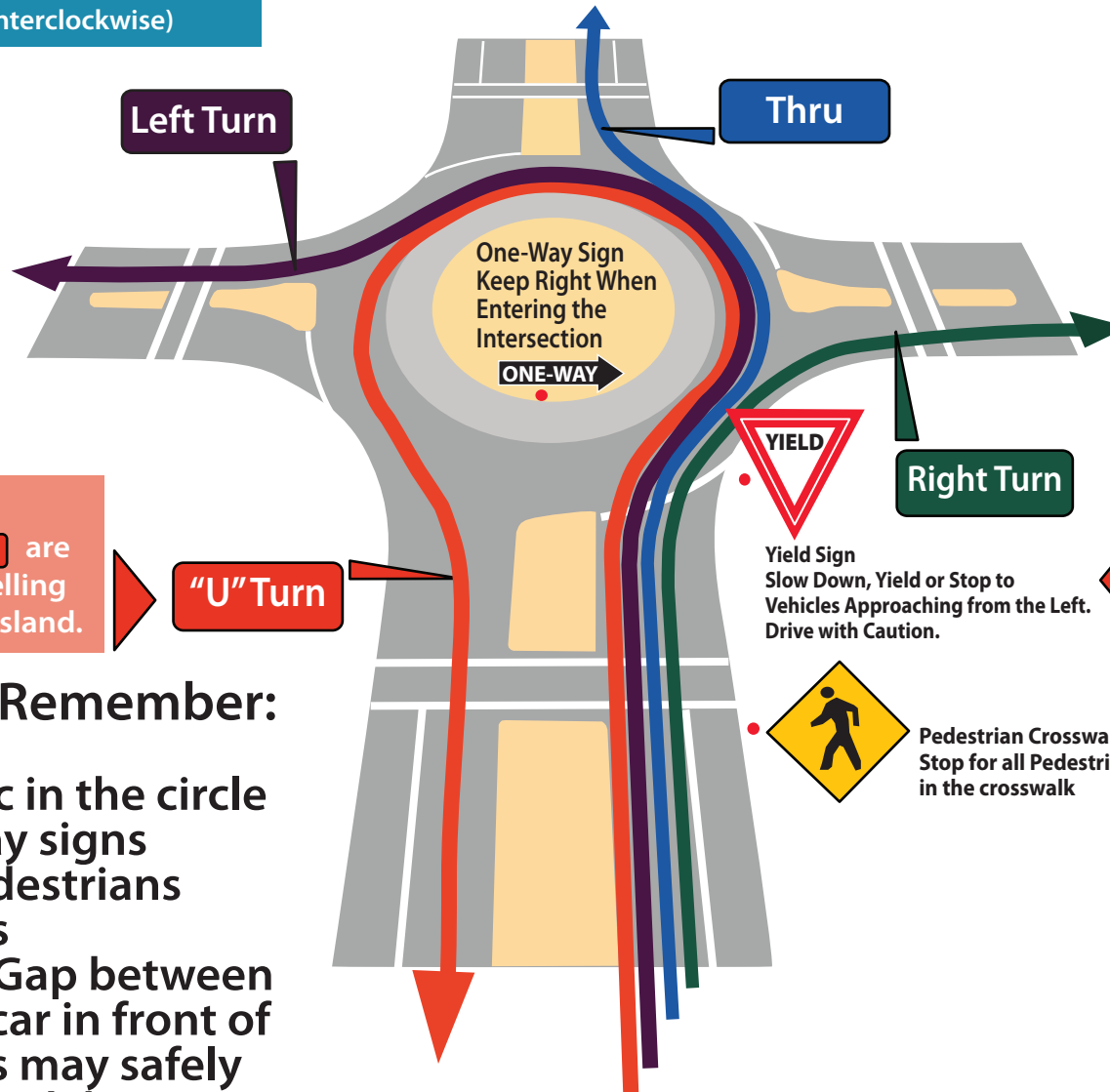




How to Drive a Roundabout

A roundabout will have ONE-WAY signs mounted in the center island.  All vehicles in the roundabout travel in one direction (counterclockwise)



When entering a roundabout, always yield to traffic circulating in the roundabout. Wait for a safe gap in the traffic, remembering that those in the roundabout have the right-of-way.

Left turns  and U-Turns  are completed by travelling around the center island.

"U" Turn

Yield Sign
Slow Down, Yield or Stop to Vehicles Approaching from the Left. Drive with Caution.

Pedestrian Crosswalk
Stop for all Pedestrians in the crosswalk

Guidelines to Remember:

1. Slow Down
2. Yield to traffic in the circle
3. Obey one-way signs
4. Watch for pedestrians and bicyclists
5. Leave a Safe Gap between you and the car in front of you so others may safely enter the roundabout.